

1

User Manual

FAQ

Scan the QR code to download the App / watch the tutorial videos

Download the App

Available on the iPhone
App Store

ANDROID APP ON
Google play

Watch the tutorial videos

<https://www.youtube.com/@PotensicTips>

2

Charge to activate the Smart Battery before using for the first time

Need to purchase additional charging Hub

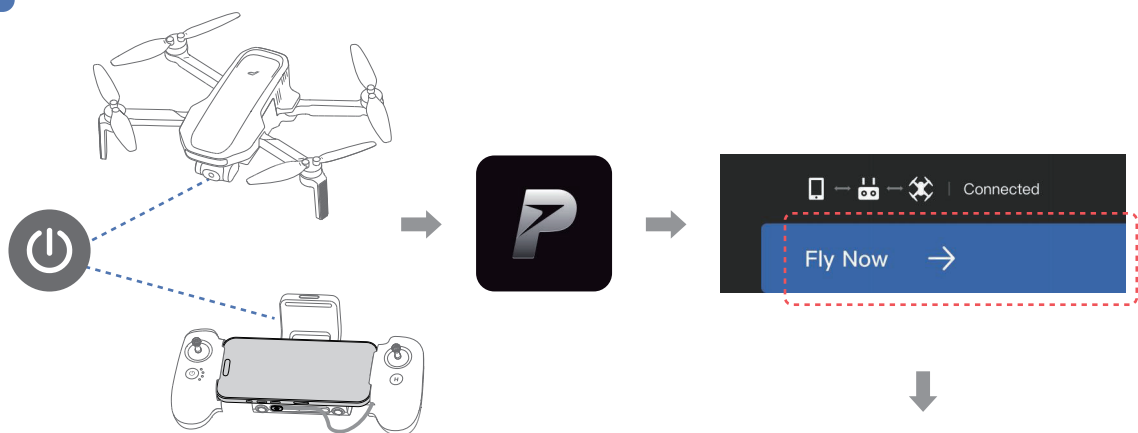
Power On / Off: Press and hold for 2s

3

Power On / Off: Press and hold for 2s

An SD card is required for photo shooting and video recording.
It is recommended to use cards with a U3 or V30 rating or above

4



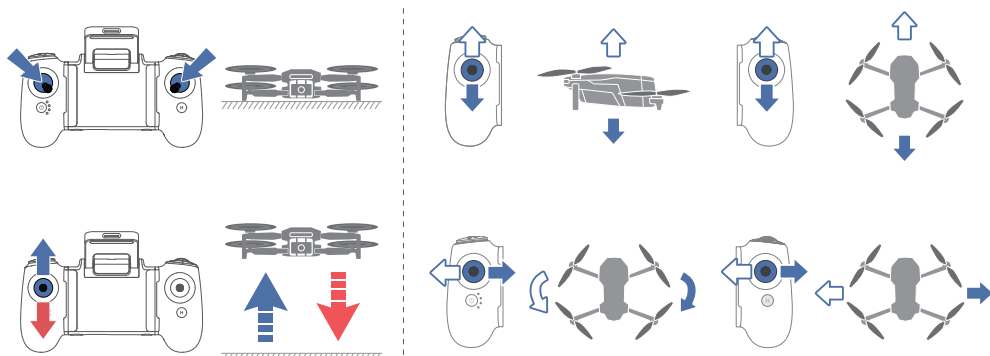
Tap "Guide" to view the animated connection guides




5

Mode 2

Takeoff/Landing



Long press on the blank area of the screen, then swipe to take off



6

For beginners, choose an open outdoor area during the day and practice flight maneuvers in GNSS mode

Return to Home (RTH) The drone must be in GNSS mode

